

How can I find my schedule?

First sign in My ADA (<https://my.ada.edu.az>) and watch the [video tutorial](#) (requires Outlook /email sign in) for general usage overview (searching, moving, saving, and removing Cards).

There are several ways to access the schedule and course details. Now check the following instructions to find your daily, weekly schedules.

- 1. Class Schedule card:** This card displays the daily classes. By selecting a specific day, students can view their schedule for that day. Additionally, detailed information about each course, such as the day, room, instructor, etc., can be accessed by clicking on the course.

The image shows two side-by-side screenshots from a mobile application. The left screenshot is titled 'Class Schedule' and shows a calendar for September 2024. A red box highlights the navigation controls at the top, including left and right arrows, a 'Today' button, and a refresh icon. Below the calendar, the date 'Thu 12' is selected and circled in blue, with a red arrow pointing to it. Underneath the calendar, a red box highlights a class entry for 'MATH 1100-0 Building B B202' at 1 PM. The right screenshot shows the detailed view for 'MATH 1100-0: Precalculus'. It lists 'Credits: 6', 'Meeting information' for Monday (2:30 PM-3:45 PM, Building C C101) and Thursday (1:00 PM-2:15 PM, Building B B202), and an 'Instructors' section.

- 2. Classes card:** This card provides comprehensive details for all registered courses in the selected term



The image shows a screenshot of the 'Classes' card. It is titled 'Classes' and shows 'Last updated Aug 29, 2024 3:48 PM'. Below the title, 'Fall 2024' is selected with a dropdown arrow. A refresh icon is also present. The card lists three courses: 'MATH 1100 Precalculus' (Mon 2:30 PM - 3:45 PM, Building C C101; Thu 1:00 PM - 2:15 PM, Building B B202), 'SITE 1101 Principles of Info. Systems' (Wed 10:00 AM - 11:15 AM, Building D D209; Mon 8:30 AM - 9:45 AM), and 'WRIT 1101 Writing & Info Literacy I'.

Each course includes a link that redirects to a page containing further details, such as the days, rooms, instructor, and more.


Classes

[<](#) **MATH 1100 Precalculus**

Mon 2:30 PM - 3:45 PM, Building C C101 | Thu 1:00 PM - 2:15 PM, Building B B202

 Instructors 

3. **Course Registration card:** Scroll down within the card to locate the "View Registration Information" button and click to go.

Course Registration 

[PREPARE FOR REGISTRATION](#)

[BROWSE CLASSES](#)

[REGISTER/DROP CLASSES](#)

[WITHDRAW FROM COURSES](#)

[VIEW REGISTRATION INFORMATION](#)

Using this page, students can find the class schedule and its details for the selected semester under the "Look up a Schedule" section. For Fall 2024 academic year, the registered schedule is listed under "Fall 2024" term for university students, and for school students, it is under "Fall 2024 – School".

[Student](#)
[Registration](#)
[View Registration Information](#)

View Registration Information

Look up a Schedule

Active Registrations

Schedule by Centric Period

Class Schedule

Term:

Fall 2024 - School

Title	Details	Hours	CRN	Schedule Type	Grade Mode	Level	Part Of Term	Study Path	Date	Status	Message
Azerb. Litr.&Composition	NLNG 101, 0	1.5	10098	Lecture	Standard Letter	School	Full Term	None	08/29/2024	Registered	**Registered**...
Eng. for Academic Purposes III	ENGL 103, 0	2.5	10090	Lecture	Standard Letter	School	Full Term	None	08/29/2024	Registered	**Registered**...
Geography	GEOG 101, 0	1	10118	Lecture	Standard Letter	School	Full Term	None	08/29/2024	Registered	**Registered**...

Schedule

Schedule Details

Class Schedule for Fall 2024 - School

	Sunday	Monday	Tuesday	Wednesday	Thursday	Friday	Saturday
7am							
8am		✓ Azerb. Litr.&Composition	✓ Mathematics	✓ Eng. for Academic Purposes III	✓ Azerb. Litr.&Composition	✓ Mathematics	
9am			✓ Mathematics			✓ Mathematics	
10am		✓ Mathematics	✓ Eng. for Academic Purposes III	✓ Mathematics			
11am		✓ Geography			✓ Mathematics	✓ Eng. for Academic Purposes III	

By clicking on each class, all relevant course information, as shown in the picture below, can be accessed.

Class Details for

Term: 202410 | CRN:

Class Details

Course Description

Syllabus

Attributes

Restrictions

Instructor/Meeting Times

Enrolment/Waitlist

Corequisites

Prerequisites

Mutual Exclusion

Cross Listed Courses

Linked Sections

Fees

Catalogue

Under the "Look up a Schedule" section, there are "Schedule" and "Schedule Details" sub-sections that offer an overview of the week's classes along with their corresponding details.

4. On the same page (View Registration Information), students can also add their schedule to their Outlook calendar by following the steps below:
- Under the "Look up a Schedule" section, locate the email icon on the right-top side.
 - In the window that opens, click the email icon. You can either select the "Myself" checkbox or enter your additional email address manually. Then, click the "Send" button and check your Outlook inbox for the .ics file sent by noreply@ada.edu.az.

The dialog box is titled "Email Schedule and Downloadable Calendar File". It contains the text: "Email your schedule and an .ics file to your calendar. Please send again if you make changes to your schedule." Below this text, there is a checkbox labeled "Myself (myemail@ada.edu.az)" which is checked. Underneath, there are three input fields for "Email" and one for "Subject". The first "Email" field contains the text "myemail@ada.edu.az". At the bottom of the dialog is a "Send" button. The dialog is overlaid on a calendar view showing "Saturday" and "Sunday".

- Open the .ics file and click "Add to Calendar" to complete the process. Your courses will now be added to your calendar.

